



EnerRocket™
CONTINUOUSLY SAFEGUARDING

ESH 12-820W FR

SMF VRLA RECHARGEABLE BATTERY

HIGH RATE
LONG LIFE SERIES

APPLICATIONS

- UPS Systems
- Telecommunication Systems
- Fire Alarm Safety & Security Systems
- Medical Equipment

COMPLIANCE STANDARDS

- IEC 60896 PART 21 & 22
- BS6290-4
- EUROBAT- HIGH Performance

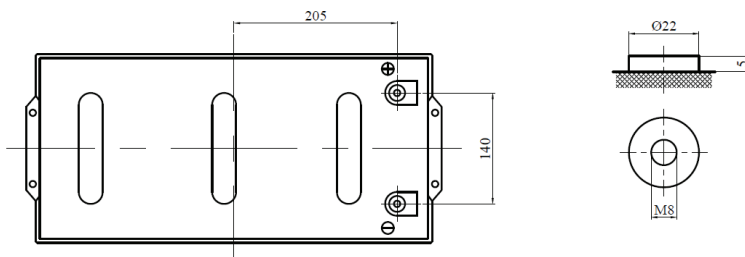
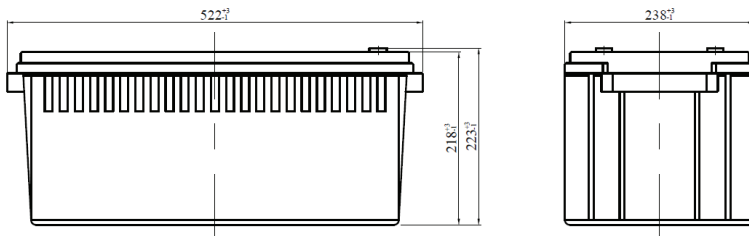
TECHNICAL FEATURES



- Non-Spillable Sealed Construction
- Absorptive Glass Mat System (AGM System)
- ABS (Acrylonitrile Butadiene Styrene) construction
- Gas Recombination
- Venting System for low internal pressure
- Low Self-Discharge
- Heavy-Duty, Highly Optimized Grids
- High Power Output

CHARACTERISTICS

Nominal Voltage	12V	
Design Life	12 Years	
Capacity (25°C)	15min 1.67ECV	220 AH
Internal Resistance(25°C, 100% Charge)	≤2.2mΩ	
Self Discharge (20°C)	1 month	Remaining Capacity 97%
Operating Temperature	Discharge	-20°C - 60°C
	Charge	-10°C - 60°C
	Storage	-20°C - 60°C
Normal Operating Temperature	25°C ± 3°C	
Maximum Discharge current (25°C)	1100A (5sec)	
Maximum Charging current (25°C)	69A	
Charge Methods Constant Voltage Charge 25°C Cyclic Use	14.4 to 14.7V	
	Temp.Compensation -30mV/°C	
Charge Methods Constant Voltage Charge 25°C Standby Use	13.4 to 13.8V	
	Temp. Compensation -20mV/°C	



SPECIFICATIONS

Length	Width	Height	Total Height	Weight (kg)
522mm	238mm	218mm	223mm	67.5 ± 5%

CONSTANT CURRENT DISCHARGE (Amperes) AT 25 °C

End Voltage Volt/Cell	3min	5min	10min	15min	20min	25min	30min	45min	60min
1.60V	971	748	558	447	389	341	303	222	171
1.65V	931	721	544	433	377	332	294	215	167
1.67V	915	711	538	428	372	328	291	212	165
1.70V	882	695	511	409	355	312	279	204	159
1.75V	876	675	486	390	337	296	267	194	151
1.80V	862	643	465	381	320	281	254	185	145

CONSTANT POWER DISCHARGE (Watts) AT 25 °C

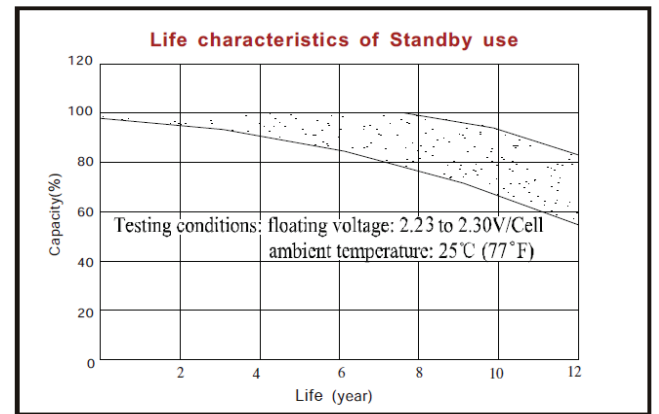
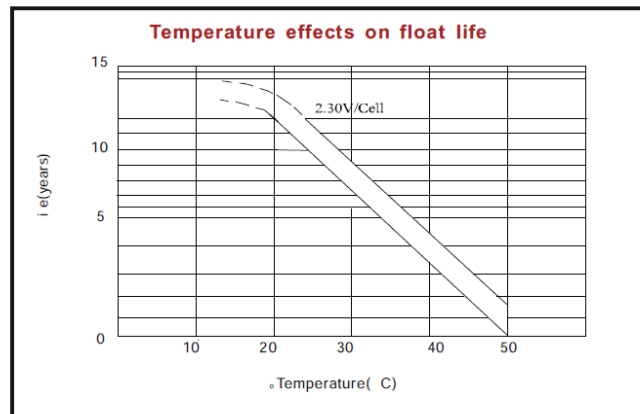
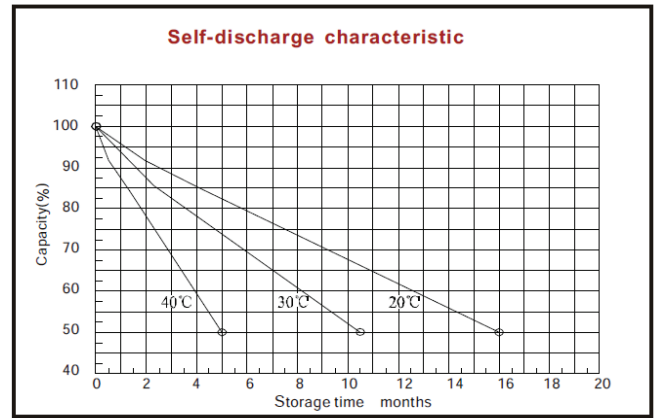
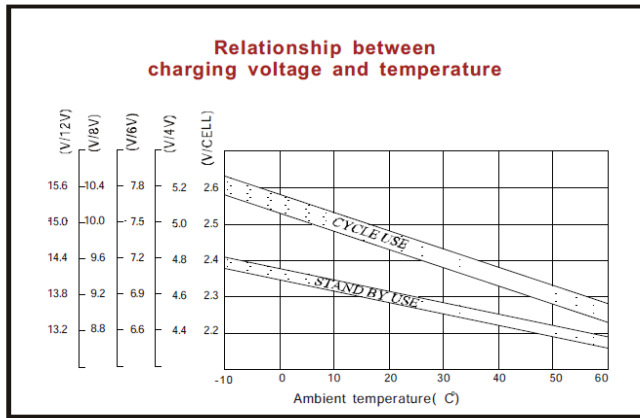
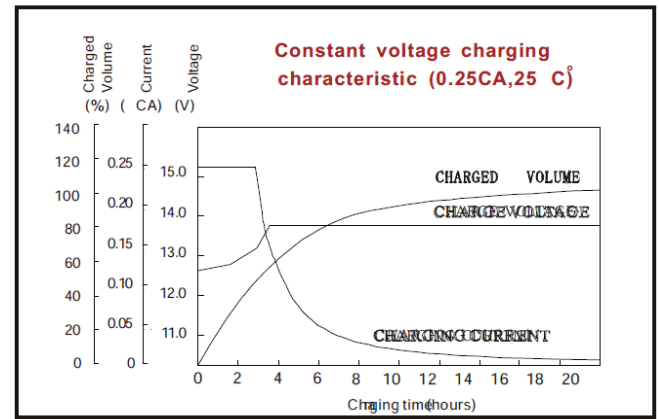
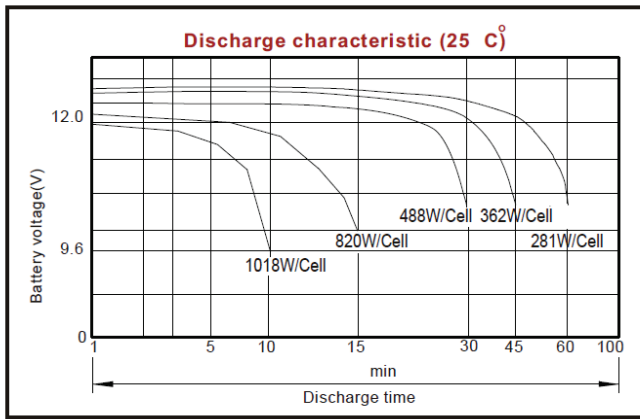
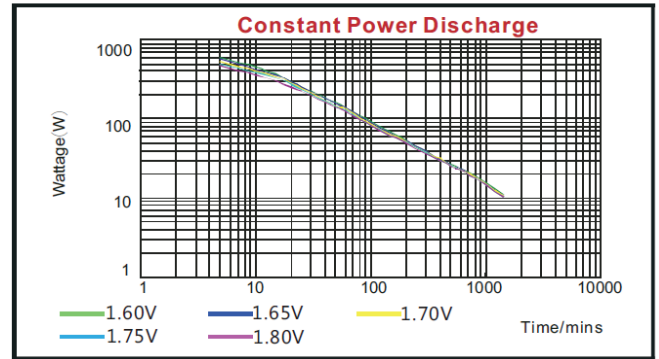
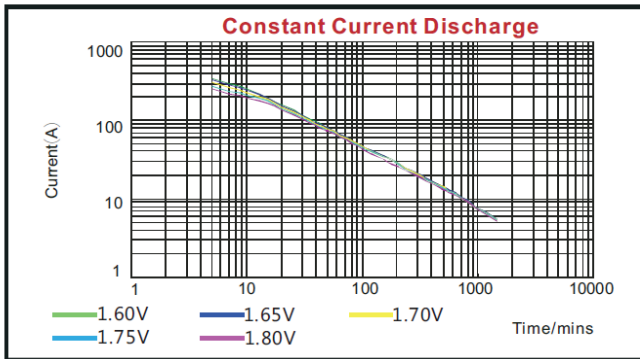
End Voltage Volt/Cell	3min	5min	10min	15min	20min	25min	30min	45min	60min
1.60V	1486	1276	1018	827	683	601	534	394	305
1.65V	1451	1265	997	822	671	584	523	386	299
1.67V	1437	1261	984	820	667	578	519	383	297
1.70V	1402	1200	966	780	645	554	504	373	289
1.75V	1376	1138	907	752	621	531	488	362	281
1.80V	1347	1114	857	680	578	508	463	352	273



ESH 12-820W FR

SMF VRLA RECHARGEABLE BATTERY

**HIGH RATE
LONG
LIFE
SERIES**



Note:
GPSGC reserves the right to make changes to the above values without any notice.
All data and discharge characteristics are average values based on actual discharge cycle tests performed and not minimum values.